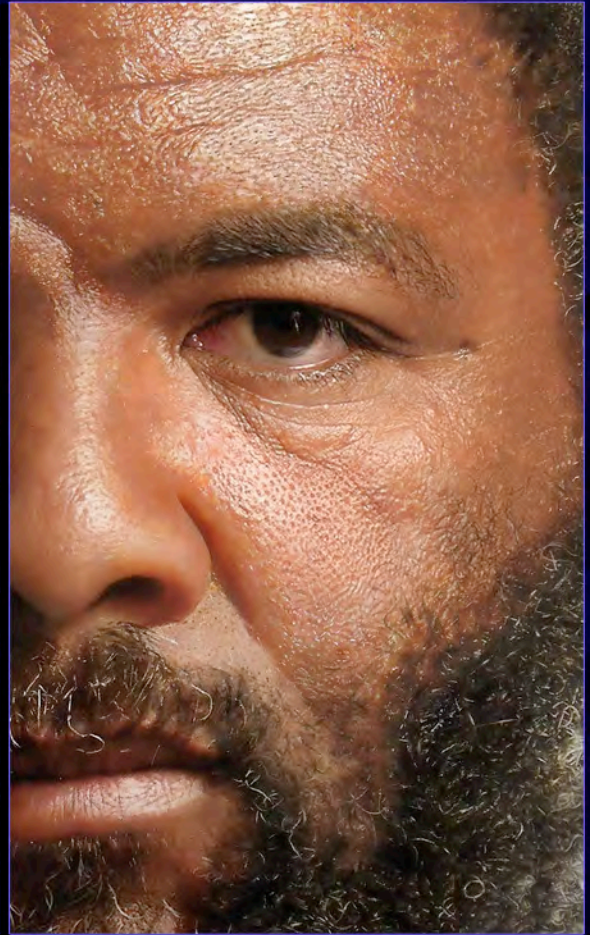


Dru Blair 2013 Workshops in Europe



Bologna, Italy • Wolverhampton, UK • Valencia, Spain

Join Dru Blair for his spring 2013 European Workshop tour this coming April-June. Dru has over 30 years experience as a teacher and professional illustrator, and has trained most of today's leading airbrush artists and instructors both in Europe and in America.

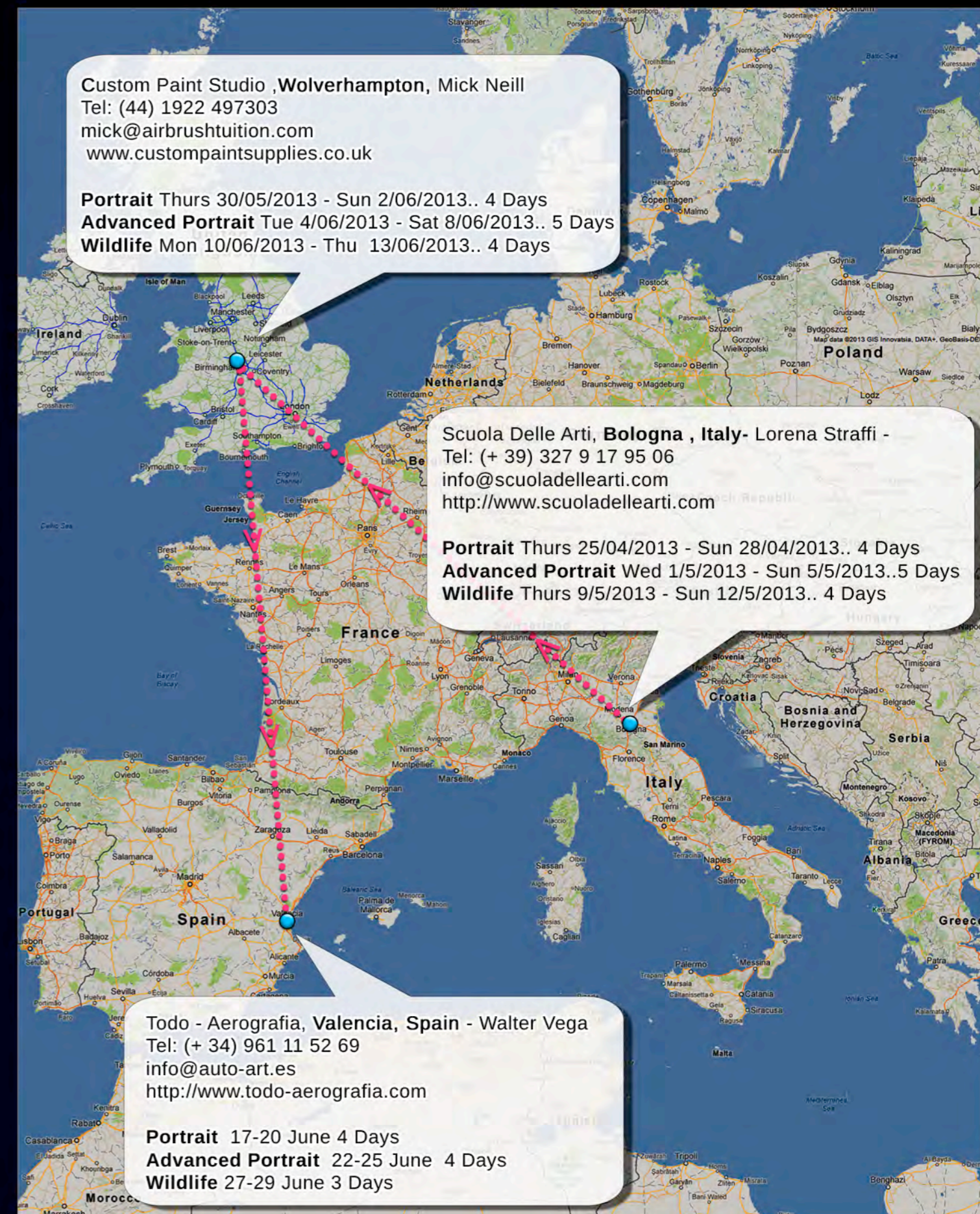
The classes feature the Color Buffer Method, a comprehensive method to understanding the visual world and re-creating it using the airbrush.


CBM (Color Buffer Method) is a comprehensive system of painting designed for airbrush artists, but its methods can be applied universally to all forms of visual art from oil painting to tattooing. The system offers an artist an arsenal of techniques and solutions that includes (but are not limited to) the 21 elements of vision, layer and removal techniques, masking solutions, the 10 rules of realism, perception, and of course, opaque and transparent paint techniques. All the methods taught were developed by Dru and are used by many successful airbrush artists today.

This map gives you a quick visual overview of Dru's schedule and workshop locations. More information can be found on the pages to follow. The information in this brochure provides you with all of the information that you need with regards to workshop locations, course content, dates, and costs.

Along with Dru, the hosts of each workshop venue are committed to your success, so please do not hesitate to contact us with any questions or concerns.

We look forward to seeing you in Italy, the UK, or Spain.






Newly updated for 2013, this hands-on workshop covers the techniques and approaches to portrait creation as seen in the paintings on this page. **Dru Blair** will demonstrate the techniques of painting photorealistic skin tones, hair, lips, eyes, backgrounds, and many other attributes that make up a well-executed photorealistic painting. Students will learn to quickly match skin, hair, and eye colors with extreme accuracy and precision through Dru Blair's Color Buffer Method.

All materials and reference will be supplied. There will also be an optional Foundations class that will be held on the day before each workshop for beginners, or those just wanting to brush up on their airbrush control.

Some of the topics covered:

- Mastering color
- Understanding Dru's color buffer theory
- Transparent vs opaque techniques
- Achieving perfect proportions
- How to survive catastrophic painting errors
- Understanding white and the impact it has
- Dealing with a color shift
- How to match a color dead-on every time
- The ten rules of Photorealism
- The right tools for the best results
- How to really understand light
- The two most important things to remember
- How to develop better observation skills
- How to make hair look real
- Buffered contrast reduction - when to use it
- Split paper/frisket techniques
- Shield-reveal techniques
- Shield-conceal techniques
- Bounce method
- Eraser techniques
- The proper use of frisket
- Frisket overlap method
- Step method transitions
- Skeet method for creating skin texture




In the advanced portrait workshop students will quickly learn how to create convincing skin texture, quickly and easily with a variety of techniques. **Dru Blair** will also show how he uses different techniques to create similar effects for skin, hair, hair, lips, and eyes as seen in the paintings on this page. For those who wish to create portraits at the highest level of realism, or for those just wanting to add to their repertoire of advanced techniques, this workshop is for you.

Although portrait painting may seem formidable, this workshop is non-intimidating with both the novice and veteran artist in mind. However, it is strongly recommended that students attend the basic portrait workshop before embarking on the advanced portrait workshop. All materials and reference will be supplied.

Some of the topics covered:

- Interpreting skin texture
- Understanding subsurface scattering
- Transparent vs opaque techniques
- Generating skin texture quickly
- How to survive catastrophic painting errors
- When accuracy matters and when it doesn't
- Dealing with a color shift
- Dealing with dead color
- The ten rules of Photorealism
- Managing latent phase shift in paint
- How to really understand light
- Estimating lip and eyelid colors
- How to create whiskers and beards
- Different methods for creating hair
- Understanding the role of light
- Soft focus methods
- Shield-reveal techniques
- Shield-conceal techniques
- Bounce method
- Eraser techniques
- The proper use of frisket
- How to maintain proper proportions
- Creating fabrics
- Shortcuts to speed up the painting process



In this hands-on workshop Dru will share the techniques he uses to create photo-realistic animals of several types. Students will learn techniques in animal fur, feathers, eyes, beaks, scales, and much more, using transparent paint, buffered paint, and split-buffered paint methods.

Dru will also demonstrate the qualities that are unique to Createx Illustration paint to create amazing effects that can be applied to metal, wood, canvas, or paper.

The techniques can be applied to a broad spectrum of animal types which live on land, in the sea, and in the air.

Some of the topics covered:

- Mastering color
- Understanding Dru's color buffer theory
- Transparent vs opaque techniques
- Achieving perfect proportions
- How to survive catastrophic painting errors
- Understanding white and the impact it has
- Dealing with a color shift
- How to match a color dead-on every time
- The ten rules of Photorealism
- The right tools for the best results
- How to really understand light

- The two most important things to remember
- How to develop better observation skills
- How to make feathers and fur look real
- Buffered contrast reduction - when to use it
- Split paper/frisket techniques
- Shield-reveal techniques
- Shield-conceal techniques
- Bounce method
- Eraser techniques
- The proper use of frisket
- Frisket overlap method
- Step method transitions
- Skeet method for creating skin texture

Italy, Bologna



Portrait Workshop

(4 Days)

25-28 April

Price €495 - includes. tuition, lunch, drinks and art supplies.

1-day Foundations class € 70 24 April


Max. Number of seats: 16

Contact: Scuola Delle Arti, **Bologna**, **Italy**- Lorena Straffi -

Tel: (+ 39) 327 9 17 95 06

info@scuoladellearti.com

<http://www.scuoladellearti.com>



Advanced Portrait Workshop

(5 Days)

1-5 May

Price €595 - includes. tuition, lunch, drinks and art supplies.

Max. Number of seats: 16

Contact: Scuola Delle Arti, **Bologna**, **Italy**- Lorena Straffi -

Tel: (+ 39) 327 9 17 95 06

info@scuoladellearti.com

<http://www.scuoladellearti.com>



Wildlife on Metal Workshop

(4 Days)

9-12 May

Price €495 - includes. tuition, lunch, drinks and art supplies.

1-day Foundations class € 70 8 May

Max. Number of seats: 16

Contact: Scuola Delle Arti, **Bologna**, **Italy**- Lorena Straffi -

Tel: (+ 39) 327 9 17 95 06


info@scuoladellearti.com

<http://www.scuoladellearti.com>

sponsored by



UK, Wolverhampton City



Portrait Workshop

(4 Days)

30 May - 2 June

Price £535.00 - includes. tuition, lunch, drinks and art supplies.

1-day Foundations class £ 75 - 29 May

Max. Number of seats: 12

Mick Neill

Custom Paint Studio

Unit 1a, Ezekiel Lane,

Short Heath


Willenhall

West Midlands, WV12 5QU

United Kingdom

mick@airbrushtuition.com

44+ 1922 497303



Advanced Portrait Workshop

(5 Days)

4-8 June

Price £635.00 - includes. tuition, lunch, drinks and art supplies.

Max. Number of seats: 12

Mick Neill

Custom Paint Studio

Unit 1a, Ezekiel Lane,

Short Heath

Willenhall

West Midlands, WV12 5QU

United Kingdom

mick@airbrushtuition.com

44+ 1922 497303



Wildlife Portrait Workshop

(4 Days)

10-13 June

Price £535.00 - includes. tuition, lunch, drinks and art supplies.

1-day Foundations class £75 - 9 June

Max. Number of seats: 12

Mick Neill

Custom Paint Studio

Unit 1a, Ezekiel Lane,

Short Heath

Willenhall


West Midlands, WV12 5QU

United Kingdom

mick@airbrushtuition.com

44+ 1922 497303

sponsored by



Spain, Valencia



Portrait Workshop

(4 Days)

17- 20 June

Price 495€ - includes. tuition, lunch, drinks and art supplies.

1-day Foundations class 135€ - 29 May

Max. Number of seats: 16

Todo-Aerografía

Carretera Valencia Ademuz km. 21.9

46181 Benisanó, Valencia, Spain


Persona de contacto (contact person):

Walter Vega

Teléfono (phone number)+34 96 276 2030

Email: info@todo-aerografia.com

Web: www.todo-aerografia.com



Advanced Portrait Workshop

(4 Days)

22-25 June

Price 595€ - includes. tuition, lunch, drinks and art supplies.

Max. Number of seats: 16

Todo-Aerografía

Carretera Valencia Ademuz km. 21.9

46181 Benisanó, Valencia, Spain

Persona de contacto (contact person):

Walter Vega

Teléfono (phone number)+34 96 276 2030

Email: info@todo-aerografia.com

Web: www.todo-aerografia.com



Wildlife Portrait Workshop

(3 Days)

27-29 June

Price 410€ - includes. tuition, lunch, drinks and art supplies.

1-day Foundations class 135€ - 9 June

Max. Number of seats: 16

Todo-Aerografía

Carretera Valencia Ademuz km. 21.9

46181 Benisanó, Valencia, Spain

Persona de contacto (contact person):

Walter Vega

Teléfono (phone number)+34 96 276 2030

Email: info@todo-aerografia.com

Web: www.todo-aerografia.com

sponsored by

